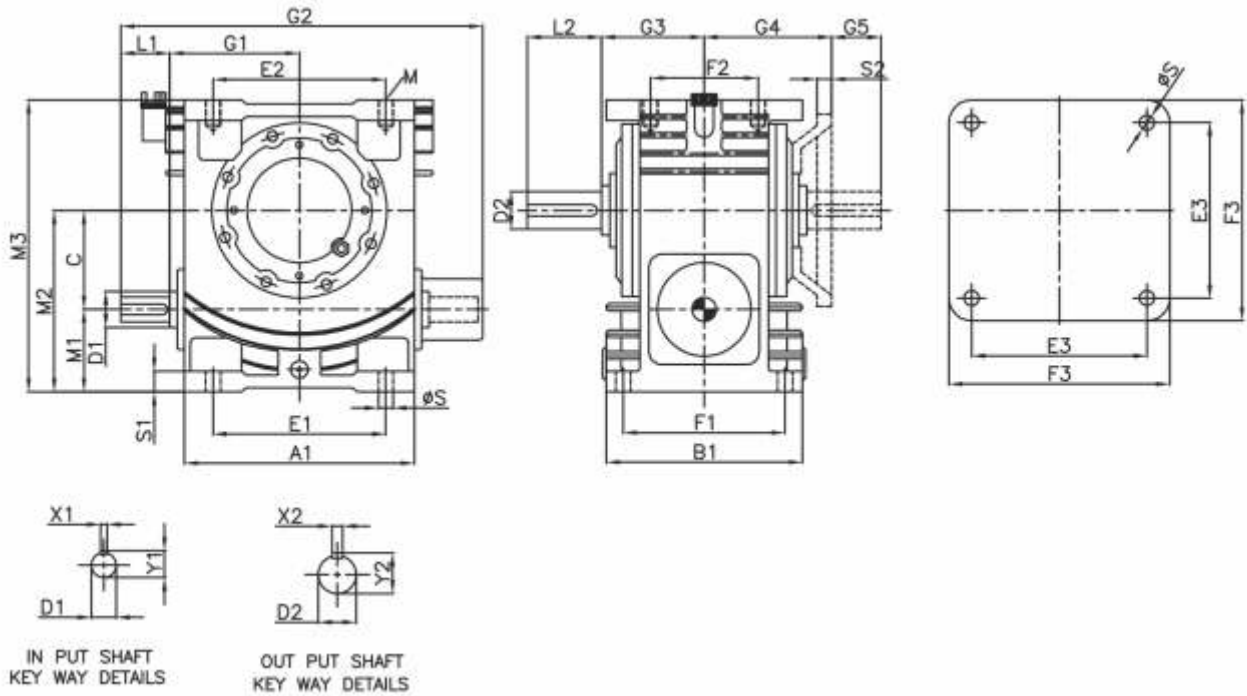





Single Reduction Worm Gear Unit



SIZE	HORIZONTAL MOUNTING					VERTICAL FLANGE			CLEARANCE DIMENSIONS										SHAFT END DIMENSIONS									
	E1	F1	A1	B1	E2	F2	S1	S	E3	F3	S2	M	C	M1	M3	G1	G2	G3	G4	G5	D1	X1	Y1	L	D2	X2	Y2	L2
1.72	105	95	138	122	12	11	105	95	-	-	-	ø11	44.45	57	171.45	82.5	235	63	-	-	16	5	18	35	22	6	25	45
2.00	100	95	144	130	14	11	100	95	150	120	14	ø11	50.8	68	198.80	86	266	103	94	34	16	5	18	47	25	8	28	55
2.25	105	105	150	137	14	11	105	105	150	120	14	ø11	57.15	70	212.15	95	284	111	100	36	22	6	25	50	25	8	28	60
2.50	115	110	168	140	14	11	115	105	165	135	14	ø11	63.50	70	222.00	100	300	118	115	28	22	6	25	50	25	8	28	65
3.00	140	160	185	195	20	14	140	160	240	200	16	M14	76.20	102	283.20	111	322	137	125	50	25	8	28	50	38	10	41	75
3.50	155	160	220	200	22	16	160	90	260	220	18	M16	88.90	105	305.00	135	410	162	128	72	30	8	28	65	38	10	41	90
4.00	180	160	250	203	25	18	200	100	280	235	20	M16	101.6	108	325.00	150	440	170	140	75	32	10	35	65	45	14	48.5	90
5.00	220	200	300	245	30	18	240	130	320	260	22	M16	127.0	118	385	172	492	185	164	71	35	10	38	70	50	14	53.5	100
6.00	266	241	350	310	32	23	280	150	340	270	25	M20	152.4	127	450	204	580	216	178	96	38	10	41	75	58	16	62	114
7.00	306	266	400	345	36	23	320	150	400	320	40	M20	177.8	146	524	229	656	222	200	87	40	12	43	82	65	18	69	120
8.00	343	266	450	340	40	27	340	160	440	360	40	M24	203.2	146	574.2	260	710	242	220	92	45	14	48.5	88	70	20	74.5	140
9.00	390	282	490	360	40	27	386	180	490	410	40	M24	228.6	154	635	280	776	250	240	85	50	14	53.5	95	75	20	79.5	145
10.5	432	330	590	430	50	33	440	220	560	460	40	M30	226.7	172	720	335	925	272	260	92	60	18	64	115	80	22	85.5	150



Notes:

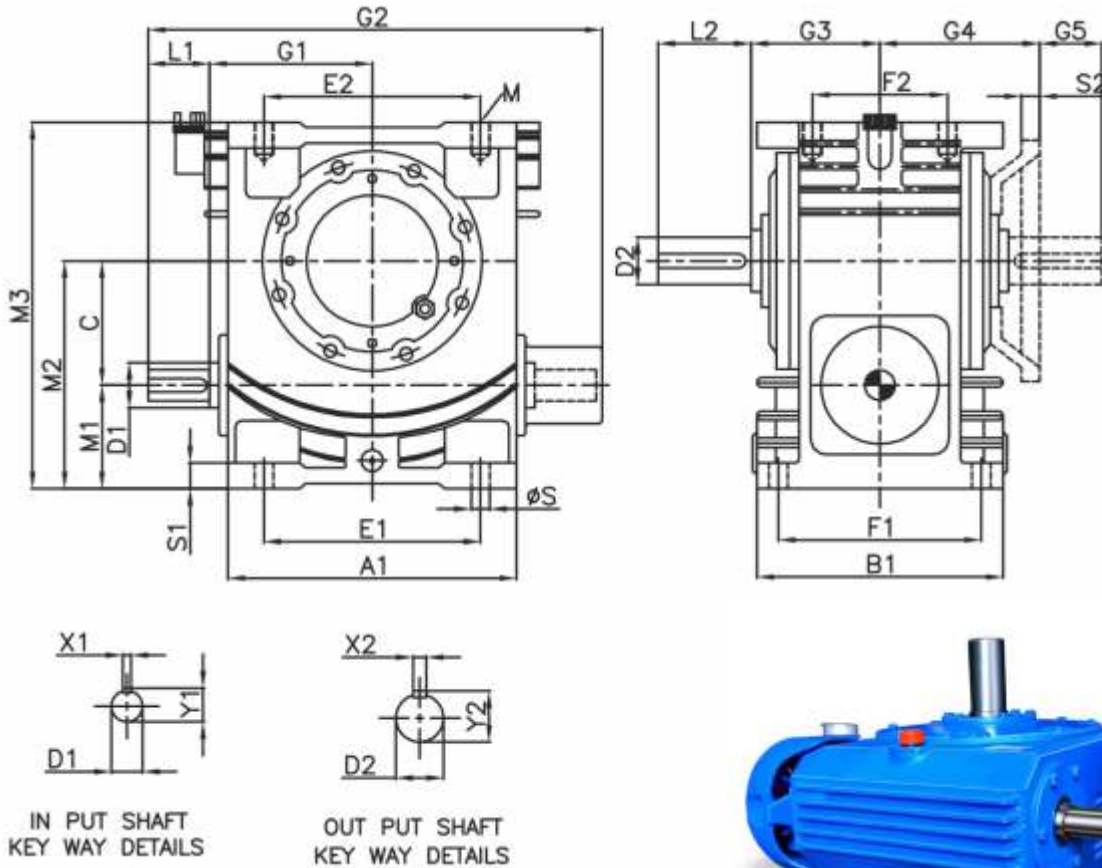
- All dimensions are in mm
- These dimensions are for primary use only and subject to our confirmation
- Shaft dia. tolerance upto 58 dia K6 and above 58 dia M6.

☎ +91 98794 30132

☎ +91 96621 60816



Single Reduction Warm Gear Unit



SIZE	HORIZONTAL MOUNTING				CLEARANCE DIMENSIONS							SHAFT END DIMENSIONS										
	E1	F1	A1	B1	E2	F2	S1	S	M	C	M1	M3	G1	G2	G3	D1	X1	Y1	L	D2	X2	Y2
2.00	100	100	142	127	14	11	100	100	ø11	50.8	68	198.8	86	266	75	16	5	18	47	25	8	28.3
2.25	105	105	147	132	14	11	105	105	ø11	57.15	70	212.15	92	274	75	22	6	25	50	30	8	33.3
2.50	115	110	162	137	14	11	115	110	ø11	63.5	70	222	100	300	75	22	6	25	50	30	8	33.3
3.00	140	160	182	192	20	14	140	160	ø14	76.2	102	283.2	111	322	100	25	8	28	50	50	14	53.8
3.50	155	160	220	200	22	16	160	90	M16	88.9	105	305	135	410	100	25	8	28	65	60	18	64.4
4.00	180	160	250	200	25	18	200	100	M16	101.6	108	325	150	440	115	32	10	35	65	65	18	69.4
5.00	220	200	295	252	30	18	240	130	M16	127.0	118	385	172	492	145	35	10	38	70	70	20	75.1
6.00	266	241	350	302	32	23	280	150	M20	152.4	127	450	204	580	165	38	10	41	75	75	20	80.1
7.00	306	266	400	340	36	23	320	150	M20	177.8	146	524	229	656	175	40	12	43	82	80	22	85.6
8.00	343	266	440	340	40	27	340	160	M24	203.7	146	574.2	254	710	180	45	14	48.5	88	90	25	95.6
9.00	390	282	490	344	40	27	386	180	M24	228.6	154	635	280	776	190	50	14	53.5	95	95	25	100.6
10.50	432	330	590	430	50	33	440	220	M30	266.7	172	720	335	925	205	60	18	64	115	100	28	106.6



Notes:

- All dimensions are in mm
- These dimensions are for primary use only and subject to our confirmation
- Shaft dia. tolerance upto 58 dia K6 and above 58 dia M6.

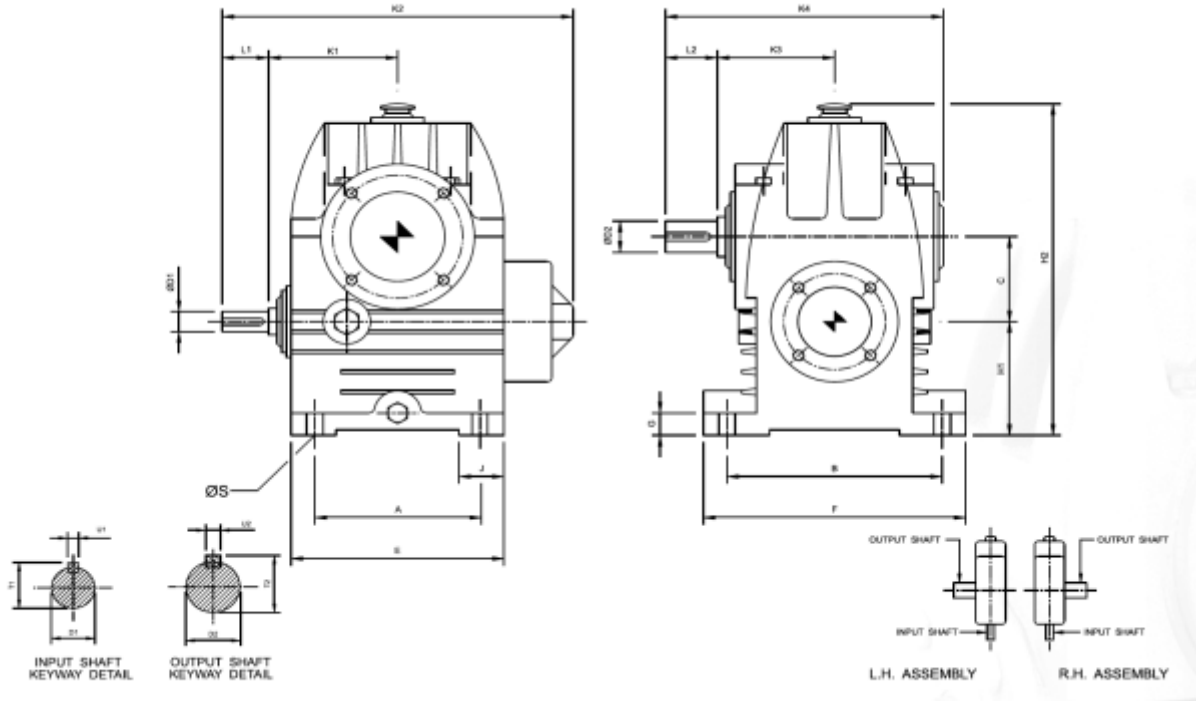
☎ +91 98794 30132

☎ +91 96621 60816



Single Reduction Worm Gear Unit

FU TYPE



SIZE	MOUNTING DETAILS							CLEARANCE DIMENSIONS							SHAFT END DIMENSIONS							
	A	B	E	F	G	J	S	C	H1	H2	K1	K2	K3	K4	D1	U1	T1	L1	D2	U2	T2	L2
FU 3	140	182	184	222	30	38	14	76.2	102	305	111	322	100	271.5	25	8	28	50	38	10	41	75
FU 4	216	204	270	254	32	50	23	101.6	108	350	150	445	125	321.5	32	8	35	65	45	14	48.5	90
FU 5	250	230	320	280	32	65	23	127.0	118	410	172	500	135	357	35	10	38	70	50	14	53.5	100
FU 6	266	240	350	305	32	75	23	152.4	127	460	204	574	160	400.5	38	10	41	75	58	16	62	114
FU 7	308	258	400	320	36	90	27	177.8	146	535	229	637	157	431	40	12	43	82	65	18	69	130
FU 8	342	266	440	344	40	100	27	203.2	146	580	254	705	172	459	45	14	48.5	88	70	20	74.5	140
FU 9	390	282	490	430	40	100	27	228.6	154	650	280	765	180	502	50	14	53.5	95	75	20	79.5	145
FU 10.5	470	350	590	530	50	120	33	266.7	172	740	335	915	202	550	60	18	64	115	80	22	85.5	150



Notes:

- All dimensions are in mm
- These dimensions are for primary use only and subject to our confirmation
- Shaft dia. tolerance upto 58 dia K6 and above 58 dia M6.

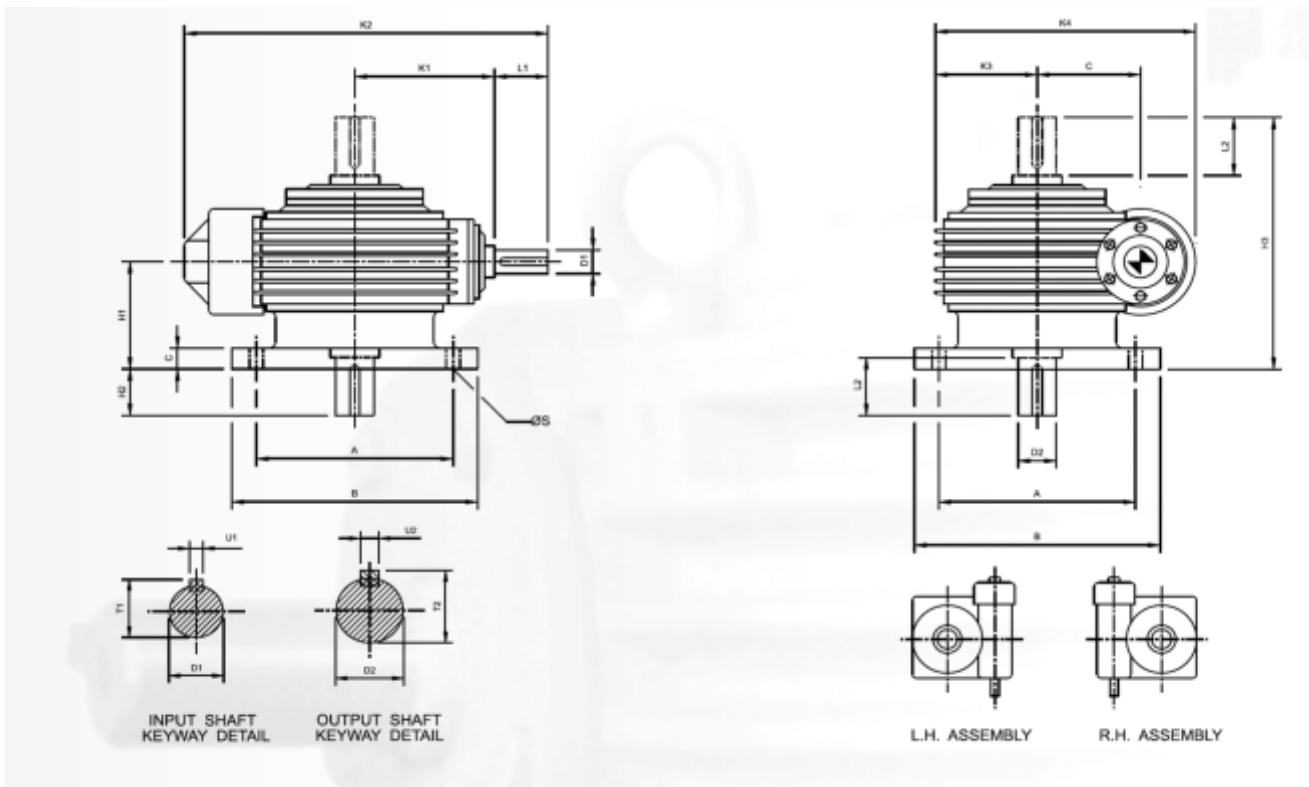
☎ +91 98794 30132

☎ +91 96621 60816



Single Reduction Worm Gear Unit

FV TYPE



SIZE	MOUNTING DETAILS				CLEARANCE DIMENSIONS								SHAFT END DIMENSIONS							
	A	B	G	S	C	H1	H2	H3	K1	K2	K3	K4	D1	U1	T1	L1	D2	U2	T2	L2
FV 3	200	240	20	14	76.2	125	61	311	111	348	118	280	25	8	28	50	38	10	41	75
FV 3.5	210	250	20	14	88.9	125	51	302	133	415	126	340	25	8	28	70	38	10	41	76
FV 4	235	285	25	18	101.6	140	75	355	165	469	140	327	32	10	35	65	45	14	48.5	90
FV 5	260	320	30	22	127.0	160	72	392	190	535	170	403	35	10	38	70	50	14	53.5	100
FV 6	270	340	35	24	152.4	180	94	454	204	574	195	462	38	10	41	75	58	16	62	114
FV 7	320	400	40	26	177.8	200	57	457	229	636	222	530	40	12	43	82	65	18	69	130
FV 8	360	440	45	26	203.2	220	92	532	254	704	244	595	45	14	48.5	88	70	20	74.5	140
FV 9	410	490	50	26	228.6	240	65	545	280	770	272	660	50	14	53.5	95	75	20	79.5	145
FV 10.5	460	560	55	33	266.7	260	92	612	335	911	320	765	60	18	64	115	80	22	85.5	150
FV 12	500	620	60	33	304.8	280	101	661	360	990	350	850	60	18	64	125	85	22	90.5	165



Notes:

- All dimensions are in mm
- These dimensions are for primary use only and subject to our confirmation
- Shaft dia. tolerance upto 58 dia K6 and above 58 dia M6.